

## Procedure


### Cattle and horses



1. Select 10-20 tail hairs from the switch/brush of the tail
2. Tie a knot in mid shaft. Wrap the knotted hairs around your finger, and pluck with a rapid, sharp motion. Repeat the procedure to obtain approx. 30 to 40 hairs.
3. The hooked or bulbous hair roots plucked from under the skin should be clearly visible.




4. If the samples are contaminated with faeces, trim the distal end beyond the knot (opposite end to the bulbs). Place the knotted hairs in an envelope, which should be labelled with the unique identity of the subject from which the sample was collected. It is this identity that will appear on the report.

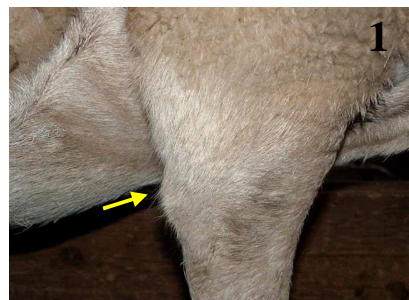
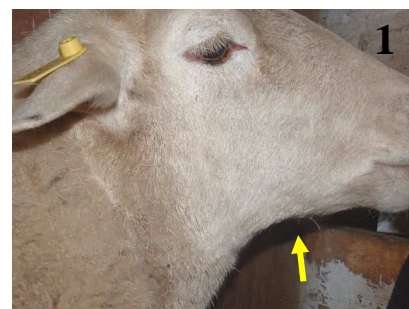


### Sheep

1. Longer and coarser hairs provide more reliable results. Select an area of **coarse hair** such as the jowls/jaw or fore-leg elbows. Wool is not a suitable sample.
2. Grasp a tuft of hair between the thumb and forefinger and pluck with a rapid, sharp motion, in the direction of hair growth. Pliers or tweezers may help.



3. Tape the plucked hairs to a piece of paper using sticky tape. Leave the **roots** poking out from the tape. Label the paper with the animal's identifier.
4. Place the sample in an envelope labelled with the unique identity of the animal from which the sample was collected. It is this identity that will appear on the report.



## Sample submission

Please send samples and the accompanying submission form by post or courier to:

Molecular Diagnostic and Genetics Unit  
State Veterinary Diagnostic Laboratory  
Elizabeth Macarthur Agricultural Institute  
Postal: PMB 4008 Narellan 2567  
Courier: Woodbridge Rd Menangle NSW 2568

ph: (office)           +61 2 4640 6474  
ph: (lab)               +61 2 4640 6417  
fax:                    +61 2 4640 6400  
email:                 [emai.genetics@dpi.nsw.gov.au](mailto:emai.genetics@dpi.nsw.gov.au)

#### *Overseas submissions*

Hair samples originating from countries other than Australia must be heat-treated at 70°C for 15 min prior to dispatch. Overseas submissions must have the following documentation presented on the outside of the package (e.g. in a snap-lock plastic bag) ready for quarantine inspection:

- A copy of the current Australian Quarantine Inspection Service (AQIS) permit.
- A declaration indicating the samples were heat-treated as required.

Please contact the laboratory to receive copies of the current importation documents.

#### **Invoicing and reporting**

- *The submitter is usually invoiced on completion of the report, but payment will be accepted with the samples if preferred.*
- All samples are retained if required for parentage verification or other testing is required at a later date.